



DATA SHEET **GB2 BARRIER SYSTEM** 1 / 4

Rugged water filled barrier for traffic and pedestrian delineation

GB2 BARRIER

GB2 BARRIER

DIMENSIONS (MM)	L2325 x H900 x D500 WL 2000
MAX ANGLE (DEG)	35 DEG
MATERIAL	UV MDPE
FILL CAPACITY (L)	318L
WEIGHT E / F (KG)	32 / 350 KG
COLOURS	RED/ WHITE
FILL / DRAIN HOLES (MM)	D95MM / D25MM
FORK CHANNELS	2 X 200 X 90MM
NO PER PALLET	5 (OS)
CERTIFICATION	





DATA SHEET 2 / 4

GB2 BARRIER SYSTEM

Rugged water filled barrier for traffic and pedestrian delineation

ACCESSORIES

GB2 MESH



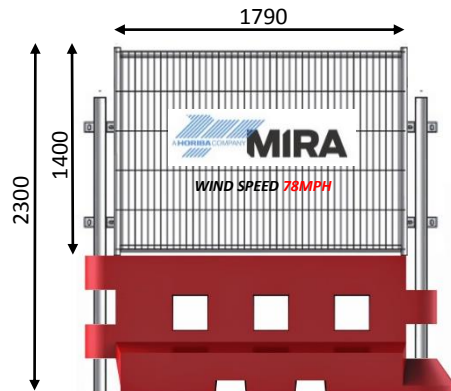
DIMMENSIONS (MM)	L1790 H1400 D40MM
MATERIAL	STEEL POWDER COAT
PANEL WEIGHT	8.5KG
POLE WEIGHT	10.2KG
COLOURS	WHITE
NO PER PALLET	25 (OS)
CERTIFICATION	MIRA 78 MPH

GB2 50 / 50

DIMMENSIONS (MM)	L1790 H1400 D40MM
MATERIAL	STEEL POWDER COAT
PANEL WEIGHT	19KG
POLE WEIGHT	10.2KG
COLOURS	WHITE
NO PER PALLET	25 (OS)
CERTIFICATION	MIRA 45 MPH

GB2 HOARDING

DIMMENSIONS (MM)	L1790 H1400 D40MM
MATERIAL	STEEL POWDER COAT
PANEL WEIGHT	22KG
POLE WEIGHT	10.2KG
COLOURS	WHITE
NO PER PALLET	25(OS)
CERTIFICATION	MIRA 38 MPH



DATA SHEET

3 / 4

GB2 BARRIER SYSTEM

Rugged water filled barrier for traffic and pedestrian delineation

ACCESSORIES

4M SOLID OR MESH GATE

5M MESH GATE

7M MESH GATE

PRODUCT CODE

DIMMENSIONS (M) 2L=4 H=2.07

2L=5 H=2.07

2L=7 H=2.07

MATERIAL STEEL POWDER COAT

STEEL POWDER COAT

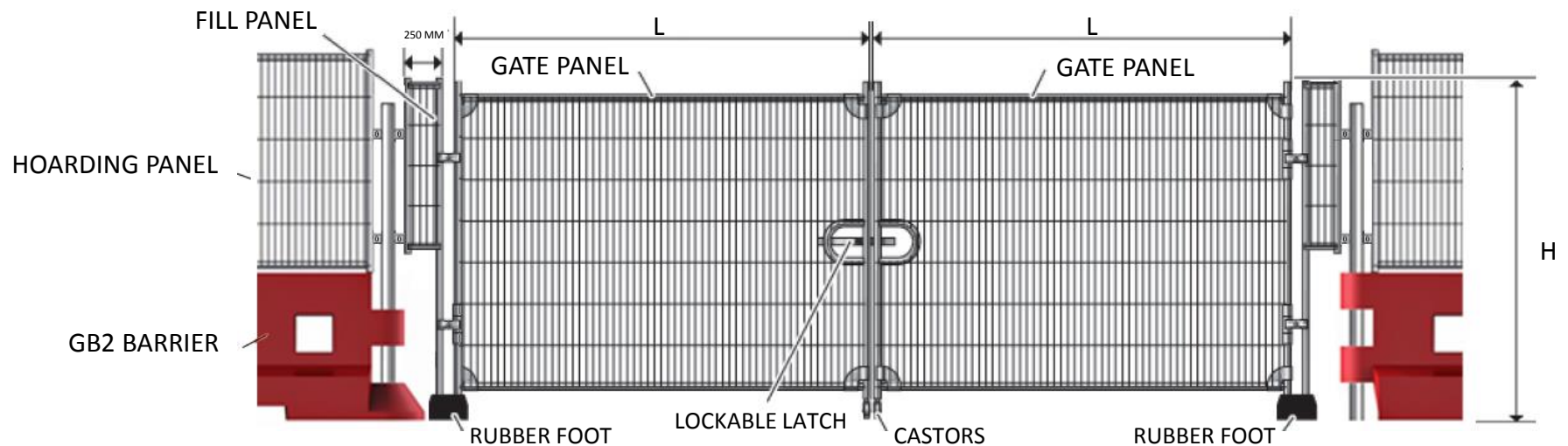
STEEL POWDER COAT

PANEL WEIGHT (KG) SOLID= MESH=

COLOURS WHITE

WHITE

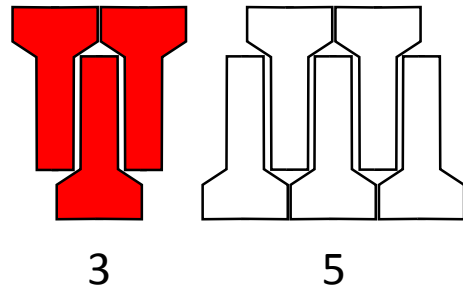
WHITE



GB2 BARRIER SYSTEM

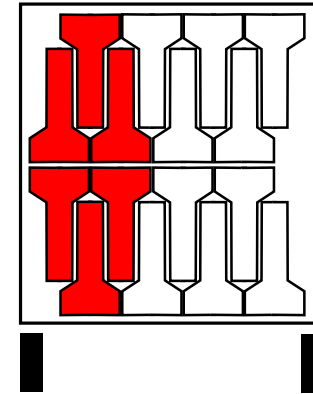
Rugged water filled barrier for traffic and pedestrian delineation

GB2 BARRIER STACKING

BIND barriers into 5 and 3 bundles

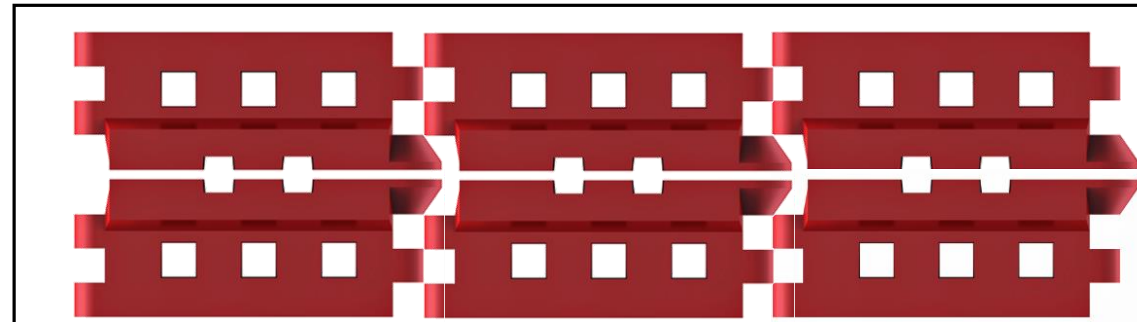
1

AS VIEWED FROM TRAILER REAR

STACK AS SHOWN
FOR TRAILER LENGTHLOAD
FROM
SIDE

2

AS VIEWED FROM TRAILER SIDE



TOP ROW

BOTTOM ROW

